

Hose Whip Restraint

Safety Restraining System for Pressure Hoses

- Prevents whipping of a pressurized hose in the event of the hose separating from its fitting
- The system consists of two parts
 - a hose collar and a cable assembly



Part Number	A		B	
	Inch	mm	Inch	mm
WRC14	0.55	14	0.669	17
WRC18	0.71	18	0.787	20
WRC21	0.83	21	0.906	23
WRC24	0.94	24	1.024	26
WRC27	1.06	27	1.142	29
WRC30	1.18	30	1.260	32
WRC33	1.30	33	1.378	35
WRC36	1.42	36	1.535	39
WRC44	1.73	44	1.850	47
WRC48	1.89	48	2.008	51
WRC52	2.05	52	2.205	56
WRC57	2.24	57	2.402	61
WRC62	2.44	62	2.598	66
WRC67	2.64	67	2.874	73
WRC72	2.83	72	3.071	78
WRC82	3.23	82	3.740	95

Hose collars

for Hose Whip Restraint System



Part Number	A		C	
	Inch	mm	Inch	mm
WRA145	0.57	14.5	11.81	300
WRA170	0.67	17.0	11.81	300
WRA185	0.73	18.5	11.81	300
WRA205	0.81	20.5	11.81	300
WRA225	0.89	22.5	11.81	300
WRA245	0.96	24.5	11.81	300
WRA265	1.04	26.5	11.81	300
WRA305	1.20	30.5	11.81	300
WRA340	1.34	34.0	17.72	450
WRA365	1.44	36.5	17.72	450
WRA425	1.67	42.5	17.72	450
WRA455	1.79	45.5	17.72	450
WRA490	1.93	49.0	17.72	450
WRA525	2.07	52.5	17.72	450
WRA600	2.36	60.0	17.72	450

Cable Assemblies


for hoses attached with port adapters



Part Number	A		C	
	Inch	mm	Inch	mm
WRF085	0.33	8.5	17.72	450
WRF105	0.41	10.5	17.72	450
WRF125	0.49	12.5	17.72	450
WRF145	0.57	14.5	17.72	450
WRF165	0.65	16.5	17.72	450
WRF205	0.81	20.5	17.72	450

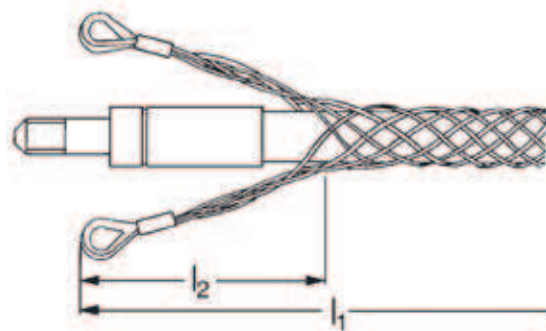
Cable Assemblies


for hoses using flange-style connections
(code 61 and code 62 flanges)



HS – Containment Grips

- Material: electrogalvanized steel wire



Part Number	 Hose I.D.				Ø mm	Working load kN	Breaking load kN	Total length l1 mm	Length of loops l2 mm
	DN	Inch	Size	mm					
HS-03	5	3/16	-3	4.8	9 - 15	3	9	600	200
HS-05	8	5/16	-5	7.9	12 - 20	6	18	600	200
HS-08	12	1/2	-8	12.7	20 - 30	11	33	600	200
HS-12	20	3/4	-12	19.0	30 - 40	11	33	600	200
HS-16	25	1	-16	25.4	40 - 50	16	48	600	200

Thread Identification Kit

The thread identification tools are useful to help you identify international threads such as:

- European threads
(Metric, BSPP, BSPT threads) and
- U.S. threads
(NPT and SAE straight threads UNF)

Technical / Order Data

Thread identification kit

with thread gauges, a set of callipers, thread profiles and instruction booklet

Part Number	English	H905375-GB
Part Number	German	H905375-DE
Part Number	French	H905375-FR

The components of the thread ID Kit are not high-precision gauges but simple instruments for workshop use.

